

GENERAL GEORGE A. MCCALL SCHOOL

2021-22 SCHOOL PROGRESS REPORT ON EDUCATION AND EQUITY

School Code | 2340 Sector | District Network | Network 3
 Principal Name | Mrs Antoinette Powell
 Address | 325 S 7th St
 Phone | 215-400-7840 Website | mccall.philasd.org/
 Report Type | K-8 School Grades in Report | K-8
 Admissions Category | Neighborhood
 Turnaround Model | N/A
 Receives HS Report | No
 Oct 1 Enrollment | 653

Student Enrollment and Demographics



- 0.0% American Indian / Alaskan Native
- 48.2% Asian
- 13.2% Black / African American
- 4.9% Hispanic / Latino
- 7.8% Multi Racial / Other
- 0.2% Native Hawaiian / Pacific Islander
- 25.7% White

704
 Total Number of Students Served for 10+ Days Over the Year

12.7%
 % Students with IEPs

22.5%
 % English Learners

47.8%
 % Economically Disadvantaged

Student Attendance

77.4%
 % Students Attending at Least 95% of Instructional Days

88.9%
 % Students Attending at Least 90% of Instructional Days

Score Level	Performance	Improvement	Level
Level 1			
Performance At or Above Target in 77.8 % 7 out of 9 Eligible Metrics			
Improvement Insufficient Data for Score			
Goal Performance (All Students)			
GOAL 1 PSSA ELA % of Students Proficient or Advanced (Grades 3-8) Score: 79.5 % 37.0 pts above 2021-2022 target MEETING 2026 GOAL no data prior year			
GOAL 2 PSSA ELA % of Students Proficient or Advanced (Grade 3) Score: 88.3 % 49.0 pts above 2021-2022 target MEETING 2026 GOAL no data prior year			
GOAL 3 PSSA Math % of Students Proficient or Advanced (Grades 3-8) Score: 64.8 % 36.1 pts above 2021-2022 target MEETING 2026 GOAL no data prior year			
● Meeting Target ● Not Meeting Target			
	American Indian / Alaskan Native Insufficient Data for Score	Insufficient Data for Score	
	Asian Insufficient Data for Score	Insufficient Data for Score	
	Black / African American Insufficient Data for Score	Insufficient Data for Score	
	Hispanic / Latino Insufficient Data for Score	Insufficient Data for Score	
	Multi Racial / Other Insufficient Data for Score	Insufficient Data for Score	
	Native Hawaiian / Pacific Islander Insufficient Data for Score	Insufficient Data for Score	
	White Insufficient Data for Score	Insufficient Data for Score	
	English Learners Insufficient Data for Score	Insufficient Data for Score	
	Students with IEPs Insufficient Data for Score	Insufficient Data for Score	
	Economically Disadvantaged Insufficient Data for Score	Insufficient Data for Score	

Reading/ELA: Every Student Reads On or Above Grade Level

Goal 1 - Reading Grades 3-8

School Code | 2340 School Name | General George A. McCall School

Goal 1: The percentage of students in grades 3-8 who are proficient on the state ELA assessment will grow from 35.7% in August 2019 to 65.0% by August 2026

PSSA ELA: % of Students Proficient or Advanced, Grades 3-8

All Students, 347 students

Score: 79.5 %



2021-2022 Target: 42.5 %

37.0 pts above target

2025-2026 Goal: 65.0 %

14.5 pts above target



- Meeting Target
- Not Meeting Target

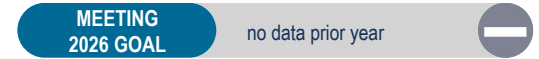
American Indian / Alaskan Native

Insufficient Sample

Asian, 184 students

Score: 75.0 %

32.5 pts above target

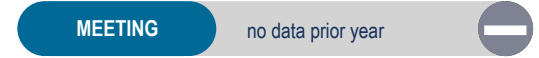


no data prior year

Black / African American, 35 students

Score: 48.6 %

6.1 pts above target



no data prior year

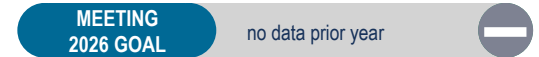
Hispanic / Latino

Insufficient Sample

Multi Racial / Other, 21 students

Score: 95.2 %

52.7 pts above target



no data prior year

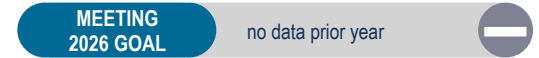
Native Hawaiian / Pacific Islander

Insufficient Sample

White, 89 students

Score: 97.8 %

55.3 pts above target

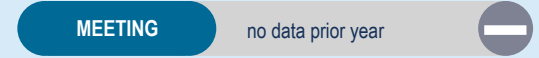


no data prior year

English Learners, 75 students

Score: 48.0 %

5.5 pts above target

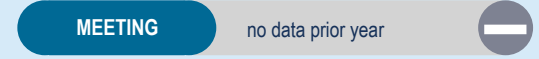


no data prior year

Students with IEPs, 36 students

Score: 55.6 %

13.1 pts above target

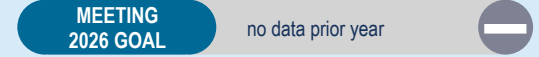


no data prior year

Economically Disadvantaged, 162 students

Score: 70.4 %

27.9 pts above target



no data prior year

Reading/ELA: Every Student Reads On or Above Grade Level

Goal 2 - Reading Grade 3

School Code | 2340 School Name | General George A. McCall School

Goal 2: The percentage of 3rd grade students who are proficient on the state ELA assessment will grow from 32.5% in August 2019 to 62.0% by August 2026

PSSA ELA: % of Students Proficient or Advanced, Grade 3

All Students, 60 students

Score: 88.3 %



2021-2022 Target: 39.3 %

49.0 pts above target

2025-2026 Goal: 62.0 %

26.3 pts from target



- Meeting Target
- Not Meeting Target

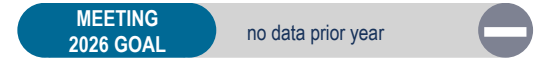
American Indian / Alaskan Native

Insufficient Sample

Asian, 35 students

Score: 80.0 %

40.7 pts above target



no data prior year

Black / African American

Insufficient Sample

Hispanic / Latino

Insufficient Sample

Multi Racial / Other

Insufficient Sample

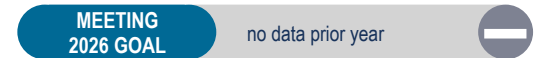
Native Hawaiian / Pacific Islander

Insufficient Sample

White, 20 students

Score: 100.0 %

60.7 pts above target



no data prior year

English Learners

Insufficient Sample

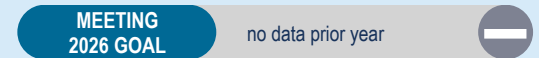
Students with IEPs

Insufficient Sample

Economically Disadvantaged, 22 students

Score: 86.4 %

47.1 pts above target



no data prior year

Math & Science: Every Student Performs On or Above Grade Level

Goal 3 - Math Grades 3-8

School Code | 2340 School Name | General George A. McCall School

Goal 3: The percentage of students in grades 3-8 who are proficient on the state Math assessment will grow from 21.6% in August 2019 to 52.0% by August 2026

PSSA Math: % Students Proficient or Advanced, Grades 3-8

All Students, 349 students

Score: 64.8 %




2021-2022 Target: 28.7 %

36.1 pts above target

2025-2026 Goal: 52.0 %

12.8 pts above target



PSSA Science

% of Students Proficient or Advanced in Science (Grades 4 and 8)

79.4 %

77 out of 97 students

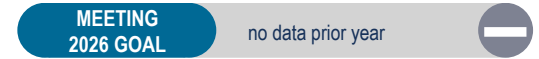
American Indian / Alaskan Native

Insufficient Sample

Asian, 184 students

Score: 66.3 %

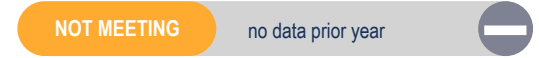
37.6 pts above target



Black / African American, 35 students

Score: 25.7 %

-3.0 pts from target



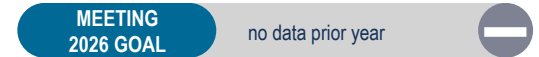
Hispanic / Latino

Insufficient Sample

Multi Racial / Other, 21 students

Score: 61.9 %

33.2 pts above target



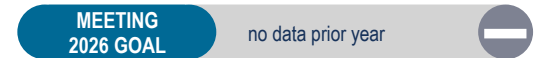
Native Hawaiian / Pacific Islander

Insufficient Sample

White, 90 students

Score: 78.9 %

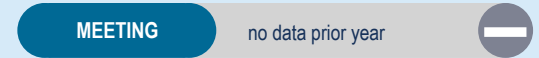
50.2 pts above target



English Learners, 77 students

Score: 39.0 %

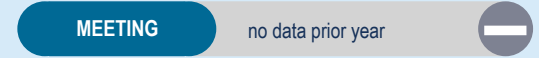
10.3 pts above target



Students with IEPs, 35 students

Score: 40.0 %

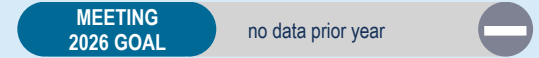
11.3 pts above target



Economically Disadvantaged, 161 students

Score: 57.1 %

28.4 pts above target



Climate, Culture & Opportunity

Guardrail 1 - Welcoming and Supportive Schools

School Code | 2340 School Name | General George A. McCall School

Guardrail 1: Every school will be a safe, welcoming and healthy place where our students, staff and community want to be and learn each day. This means that our schools will be: 1) environmentally safe and clean; and 2) spaces with inclusive climates that provide students with access to robust social, emotional, and mental health supports.


School Climate Score

Score: 7.2



2021-2022 Target: 7.0
0.2 pts above target

2025-2026 Goal: 7.0
0.2 pts above target



School Climate Survey

6.8/10
Student Rating

8.8/10
Parent Rating

6.8/10
Teacher Rating

School Instruction Score

Score: 7.7



2021-2022 Target: 8.0
-0.3 pts from target

2025-2026 Goal: 8.0
-0.3 pts from target



School Instruction Survey

7.9/10
Student Rating

7.4/10
Parent Rating

8.0/10
Teacher Rating

- Meeting Target
- Not Meeting Target



No

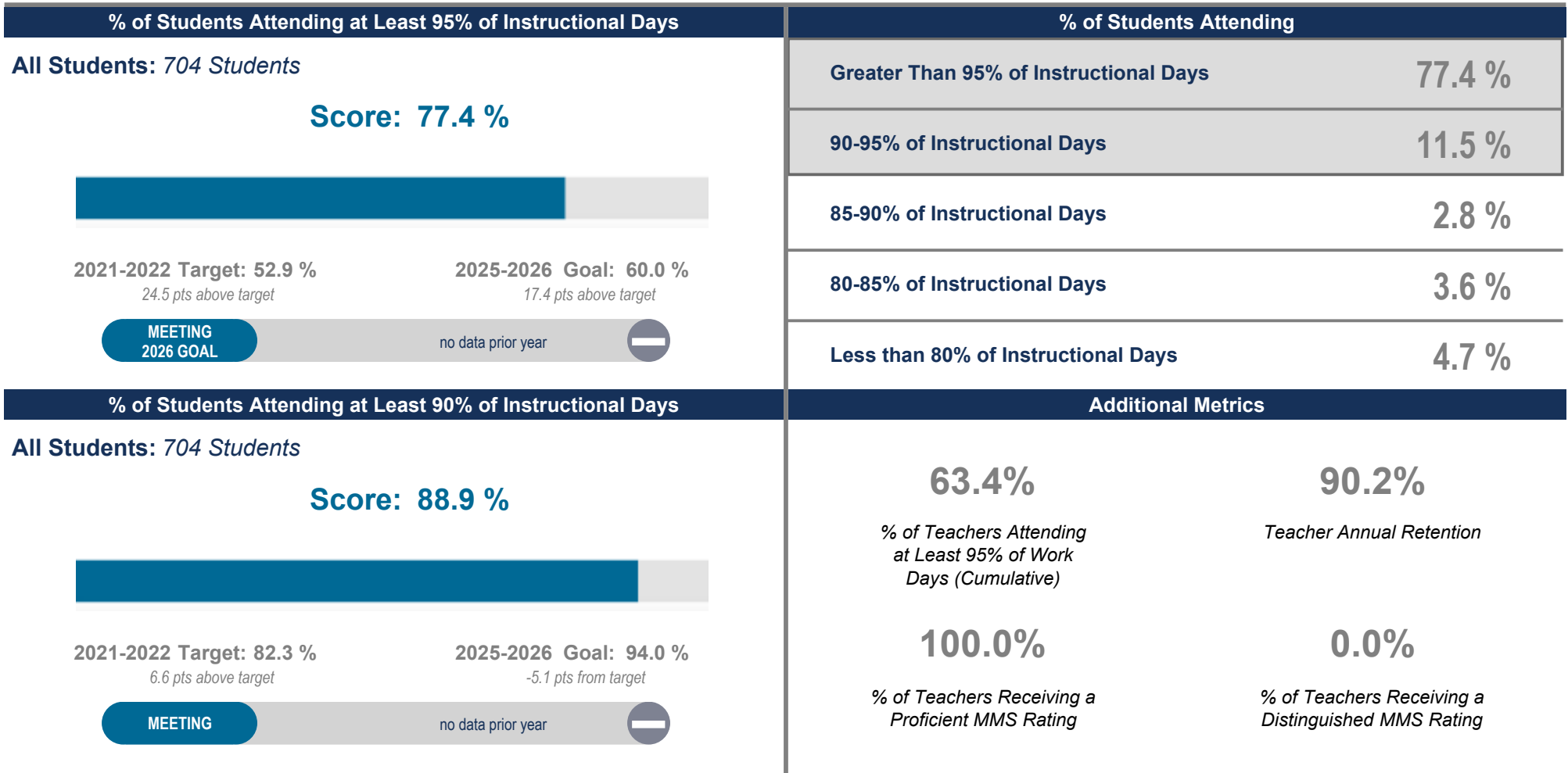
School Has at Least 2 Behavioral/Mental Health Support FTEs per 500 Students

Climate, Culture & Opportunity

Guardrail 1 - Welcoming and Supportive Schools

School Code | 2340 School Name | General George A. McCall School

Guardrail 1: Every school will be a safe, welcoming and healthy place where our students, staff and community want to be and learn each day. This means that our schools will be: 1) environmentally safe and clean; and 2) spaces with inclusive climates that provide students with access to robust social, emotional, and mental health supports.



- Meeting Target
- Not Meeting Target

Climate, Culture & Opportunity

Guardrail 2 - Enriching and Well-rounded School Experiences

Guardrail 3 - Partnering with Parents / Family Members

School Code | 2340 School Name | General George A. McCall School

Guardrail 2: Every student will have a well-rounded education with co-curricular opportunities, including arts and athletics, integrated into the school experience.

Guardrail 3: Every parent and guardian will be welcomed and encouraged to be partners in their child's school community.

% of Students Participating in Visual / Performing Arts

% of Students
Participating in Visual /
Performing Arts

100.0 %

620 out of 620 students

School Relationship Score

Score: 7.9



2021-2022 Target: 8.0

-0.1 pts from target

NOT MEETING

no data prior year

Additional Metrics



Yes

School Has a SAC/Parent Advisory Group



No

School Has a SAC/Parent Advisory Group That Meets Regularly



3

Number of SAC/Parent Advisory Group Meetings

● Meeting Target

● Not Meeting Target

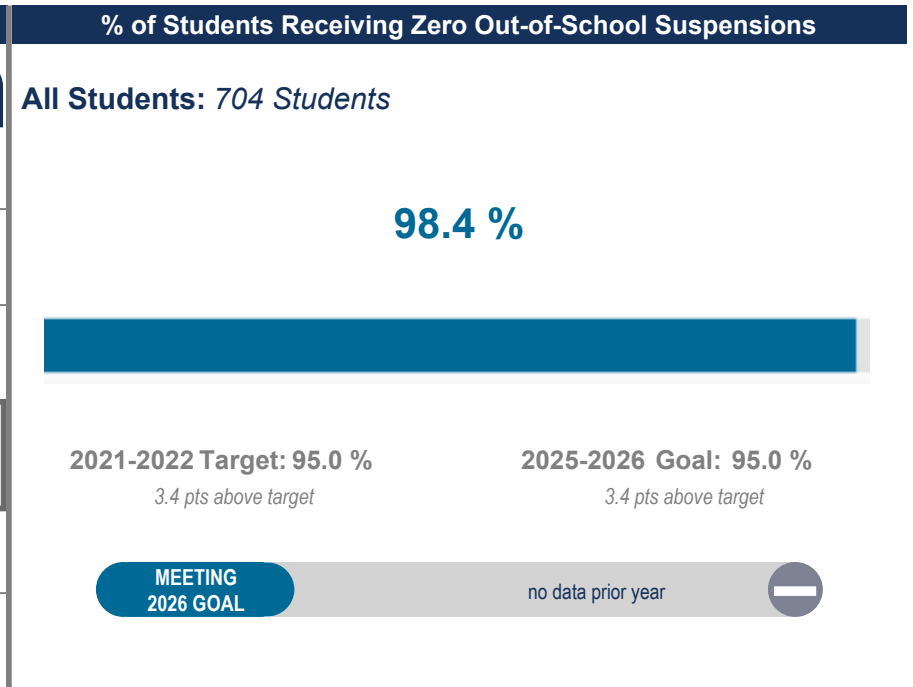
Climate, Culture & Opportunity

Guardrail 4 - Addressing Racist Practices

School Code | 2340 School Name | General George A. McCall School

Guardrail 4: Our students' potential will not be limited by practices that perpetuate systemic racism and hinder student achievement.

Suspension Disproportionality			
	% of Enrollment (Total Enrollment)		% of Suspensions Given to Each Subgroup
All Students	(653)		
American Indian / Alaskan Native	0.0 %	(0)	0.0 %
Asian	48.2 %	(315)	12.5 %
Black / African American	13.2 %	(86)	81.3 %
Hispanic / Latino	4.9 %	(32)	0.0 %
Multi Racial / Other	7.8 %	(51)	0.0 %
Native Hawaiian / Pacific Islander	0.2 %	(1)	0.0 %
White	25.7 %	(168)	6.3 %
English Learners	22.5 %	(147)	0.0 %
Students with IEPs	12.7 %	(83)	56.3 %
Economically Disadvantaged	47.8 %	(312)	93.8 %



% of Students Qualified to Attend Criteria-Based High Schools

All Students	Black / African American	Hispanic / Latino
95.2 %	Insufficient Sample	Insufficient Sample

- Meeting Target
- Not Meeting Target